

Let's Understand Margin Requirements and Margin Trading



Indian Securities Market - Overview

Market Regulator SEBI



Stocks and
Commodities
Derivative
Exchanges



NSE, BSE, MSE,
MCX etc.



Depositories



NSDL, CDSL



Other
Intermediaries



Stock Brokers,
RTAs, Mutual
Funds, Investment
Advisors etc.

Starting Investment in Securities Market

Accounts Required



Bank Account



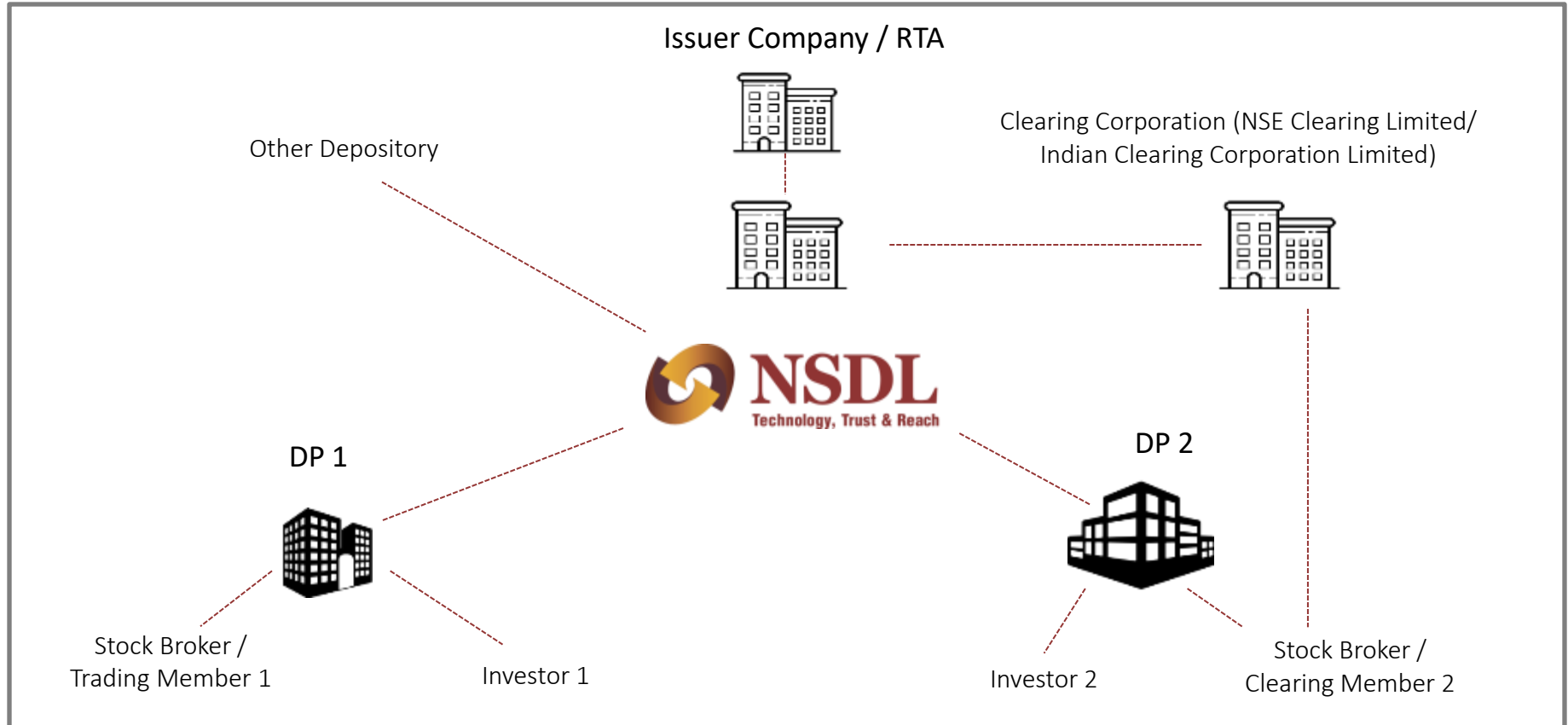
Trading or Broking Account



Demat Account

Many DPs offer a 3-in-1 account opening facility which gives you the convenience of opening a trading, demat and bank account – all together. Now many DPs are offering online demat account opening. Trading or Broking account is required only if you want to buy / sell shares through stock exchange.

Indian Securities Market - Depository System

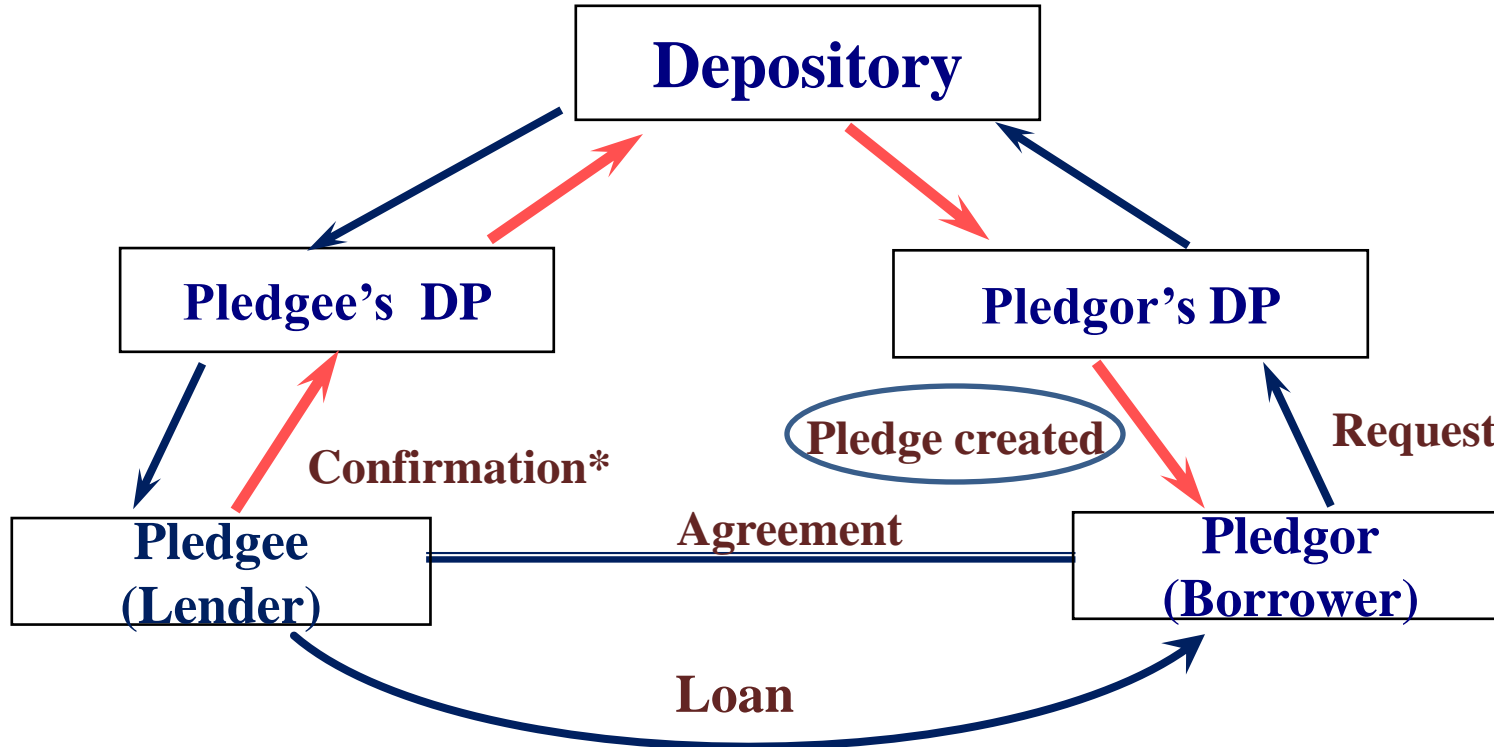


Services offered by Depository Participant



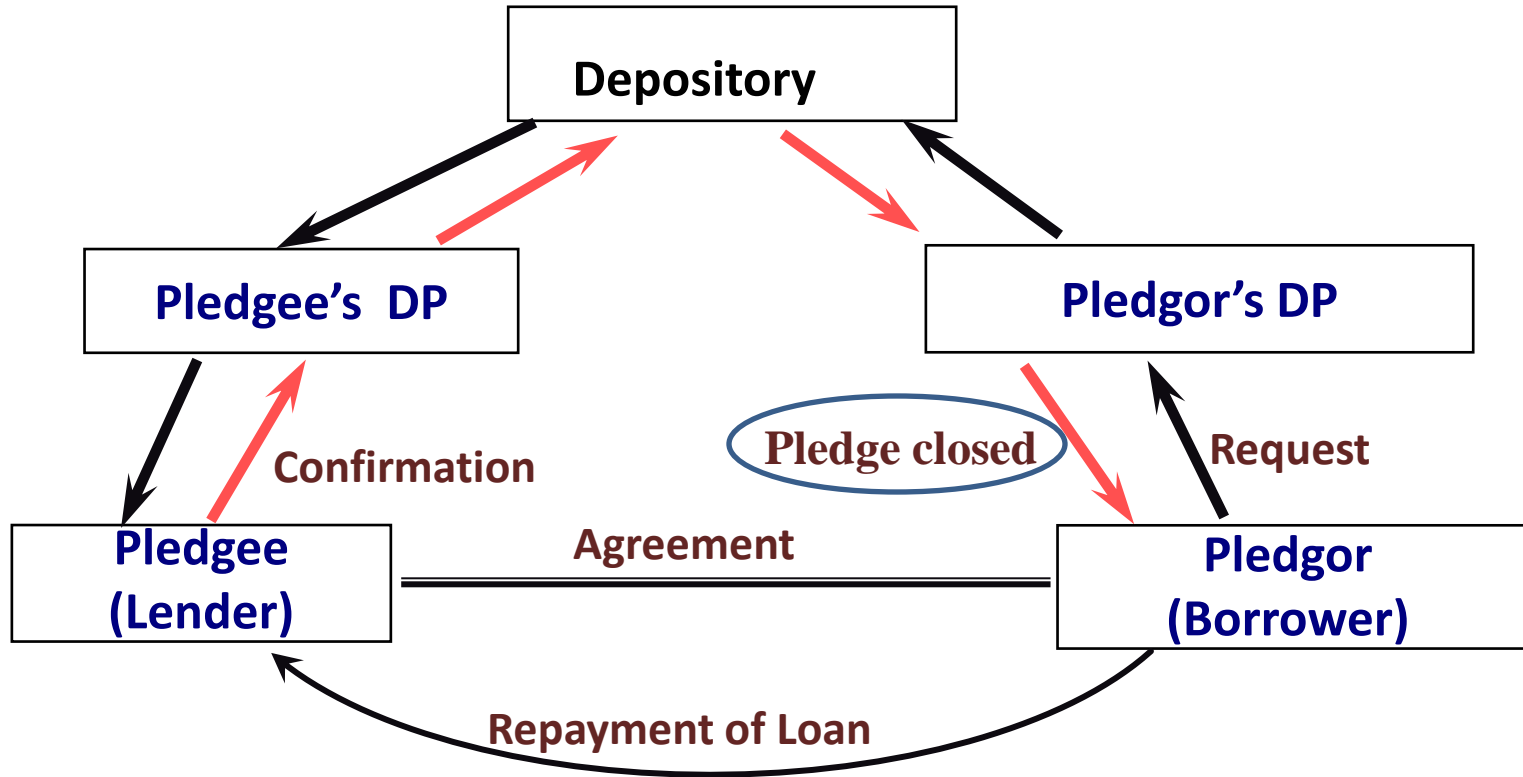
*Even unlisted shares can be dematerialized. **Transfer of securities held in physical form not allowed w. e. f. April 1, 2019. Re-lodgement of transfer deeds which were submitted prior to this, but were rejected or returned, was allowed till March 31, 2021. Shares pending for transfer with listed company / its RTA shall be issued only in demat.

Pledge Creation and Confirmation

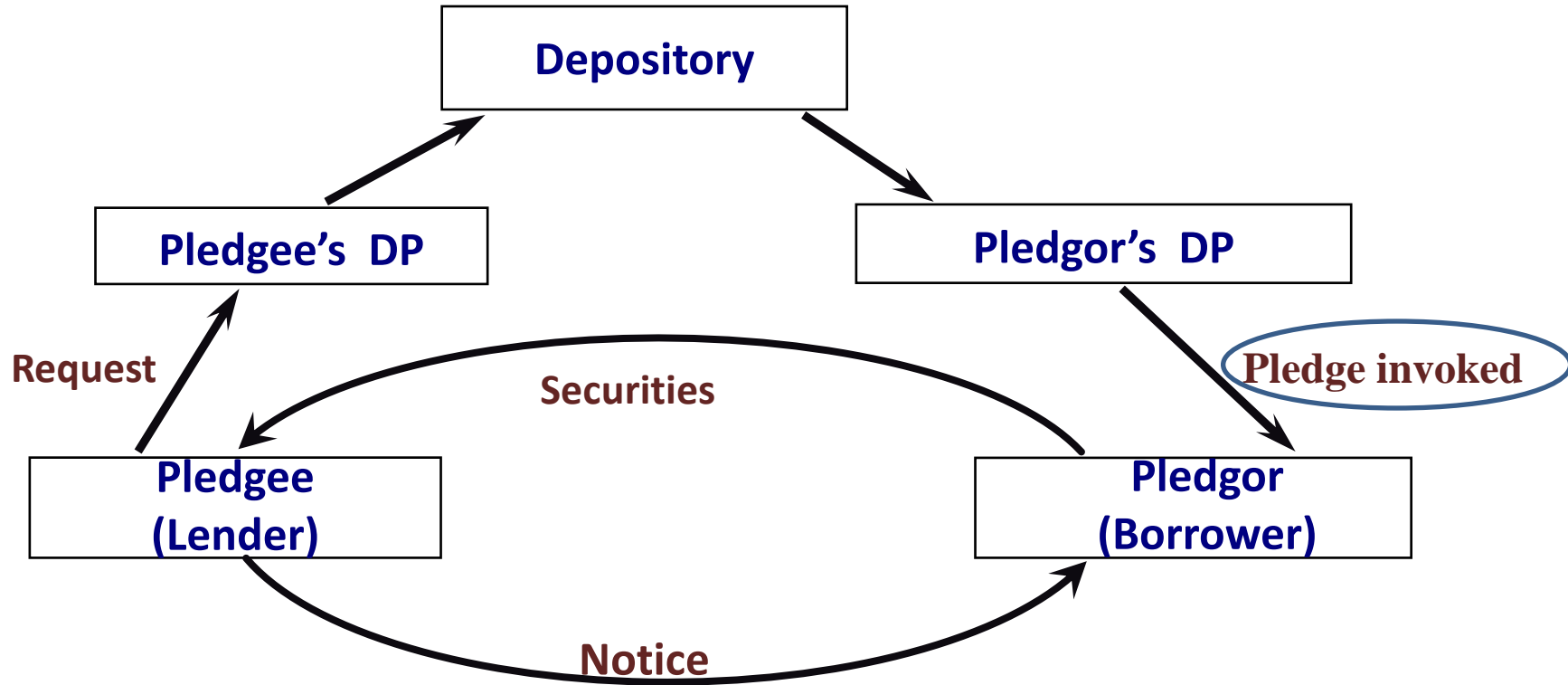


* Not needed if Pledge Standing Instruction is enabled

Pledge Closure (Normal)



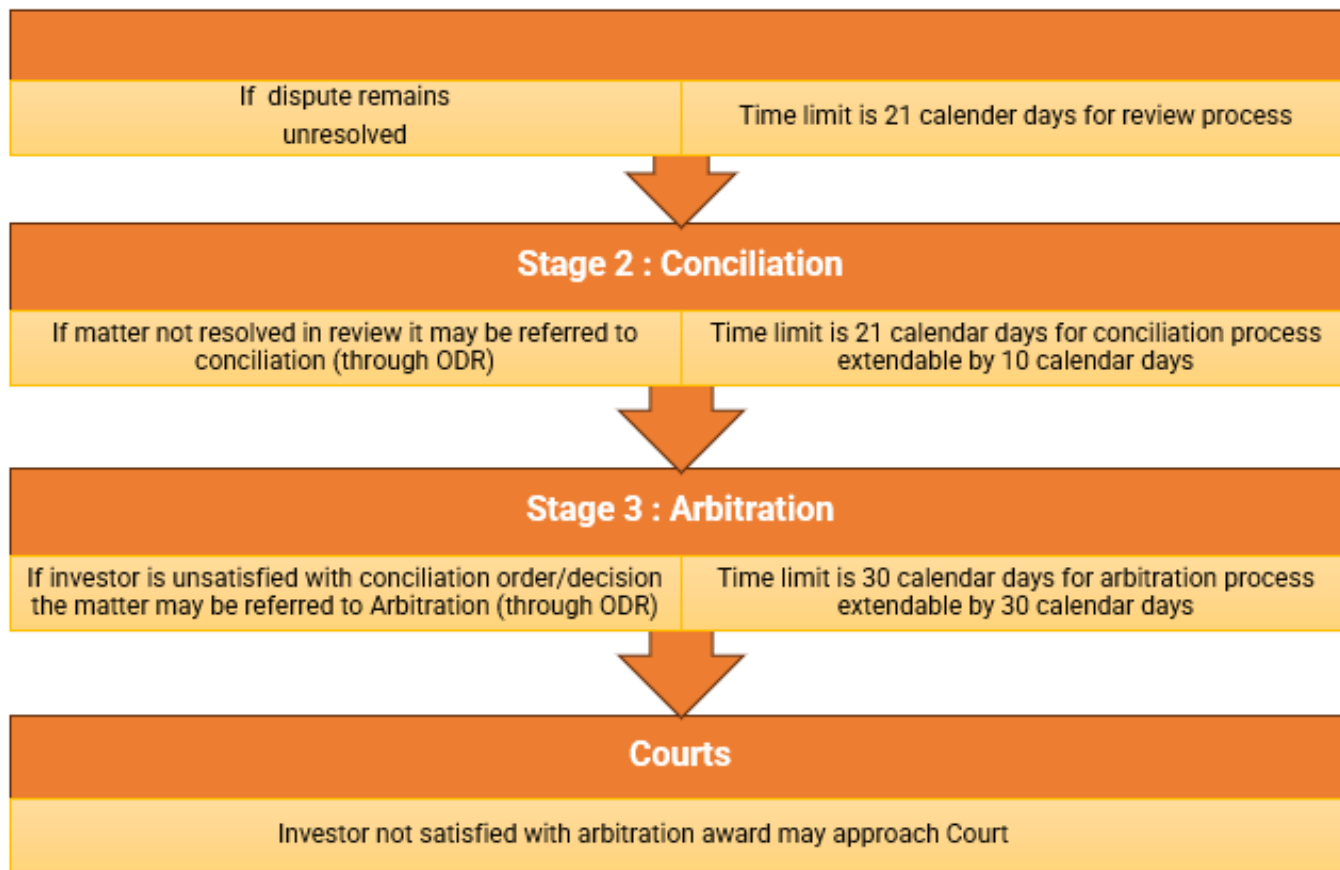
Pledge Invocation



SMART Online Dispute Resolution (SMART ODR) Mechanism

1. An investor/client (including institutional/corporate client) shall first take up grievance directly with the Market Participant by lodging a complaint.
2. If the grievance is not redressed satisfactorily, the investor/client may escalate through SEBI SCORES.
3. If the investor/client is still not satisfied with the outcome, then the investor/client can initiate ODR through the SMART ODR portal.
4. An investor/client can initiate dispute through ODR if grievance is lodged directly with Market Participant and remains unresolved; **OR** after lodging grievance on SCORES and is not satisfactorily resolved.
5. Market Participant may also initiate dispute through the ODR Portal by giving notice period of 15 calendar days to the investor/client for resolution of the dispute, which is not resolved.
6. For more information, visit SEBI Circular No. SEBI/HO/OIAE/OIAE_IAD-3/P/CIR/2023/195 dated July 31, 2023 on SEBI website.

Stages of SMART ODR



Key points on Anti-Money Laundering

Legislative and Regulatory References

- Prevention of Money Laundering Act, 2002
- Prevention of Money Laundering (Rules), 2005
- SEBI Master Circular – October 15, 2019

What is Money Laundering (ML)?

- Money Laundering is “the process in which the proceeds of crime are converted and disguised as legitimate assets”

What is Anti-Money Laundering (AML)?

- Anti-Money Laundering is “the initiative to effectively prevent, detect, control and report ML activities to the authorities”

What are Suspicious Transactions?

Transactions (including attempted transactions), that may involve proceeds from a predicate offence, do not have any economic rationale, made in circumstances of unusual or unjustified complexity or gives rise to a reasonable ground of suspicion that it may involve financing of activities relating to terrorism

Key Authorities – Financial Intelligence Unit (FIU-IND), Ministry of Home Affairs and the Enforcement Directorate

Key points for all Investors

Individuals:

- Provide officially valid documents for proof of identity and address
- Furnish correct information on income, occupation, business, marital status, etc.
- Provide accurate financial information – salary or business income as applicable
- Inform about any changes to the above information
- Invest only using own sources of funds, not third party funds
- Do not fall prey to any gimmicks or schemes from anyone

Non – Individuals:

- Provide officially valid documents for proof of identity and address
- Furnish information about Beneficial Owner(s), where applicable
- Furnish all other related documents (AoA, MoA, Partnership deed, ASL, etc.)
- Provide correct information about nature and type of business
- Changes to the above information may be duly informed to DPs

Cooperate with DPs who may seek any additional information for due diligence

Be diligent and aware about various money laundering schemes

Contact your DP or broker in case of any doubts

Be a Prudent Investor



Keep record of documents signed, account statements, contract notes received and payments made. Save important emails and take periodic back up of data.

BO may note that off-market transfer of shares leads to change in ownership and cannot be treated as pledge.

Change password of your online accounts frequently.

Never share your passwords, OTP, CVV and PIN with any one.

Never click on suspicious links received via SMS, email or social media platforms.

Read SMS, emails, letters, statements, bills sent by your broker, bank, DP and NSDL. These are sent to you to keep you updated.

Accept the DIS only if serial number is pre printed and Client ID is pre stamped or pre printed. Keep DIS in safe custody. Do not to leave the DIS “blank or signed” with the Depository Participants (DPs) or any other person/entity when not in use.

Be a Prudent Investor



- Inform your DP about any change in your Personal Information such as address, bank account immediately.
- If your DP is offering you an online account opening facility, you also have the facility to close your account online.

Always mention your Mobile Number and email ID in account opening form and keep them updated.

NSDL publications and presentations are available in Hindi, English and other languages at www.nsdl.co.in → Education

Schedule of Awareness Programs, Registration, Feedback and Webinar Recordings are available at www.nsdl.co.in → Education

Be a Prudent Investor – Don'ts



Never deal with any unregistered or unauthorised market intermediary. Check on the SEBI's website that your stock broker / authorised person, mutual fund distributor, investment advisor are registered with SEBI.

Never invest with borrowed money. Avoid unnecessary loans and credits.

Be a Prudent Investor

**Nominate Karo - Surakshit, Samajhdaar,
aur Atmanirbhar Niveshak Bano !**



NOMINATE YOUR LOVED ONES TODAY!!

**Opt-in/Opt-out of Nomination in your demat account for
ensuring smooth transmission of securities and to prevent
accumulation of unclaimed assets in securities market.**



SCAN TO
KNOW
MORE



SCAN TO
NOMINATE
ONLINE*

***Applicable to single demat account holder (Resident Individual) who
have not opted-in/opted-out for Nomination in their demat account.**

Be a Prudent Investor

Do Not Fall Prey To Stock Tips, Hot Picks etc. Circulated on Twitter, Instagram, WhatsApp, Telegram, Unsolicited SMS, YouTube Channels etc.



Be a Prudent Investor – Consult a SEBI Registered Investment Advisor and Do Your Own Homework Before Investing

Be a Prudent Investor

Do Not Invest In Any Ponzi Scheme, Unregistered Collective Investment Scheme or Any Other Schemes Promising Unrealistic Returns



Be a Prudent Investor – Consult a SEBI Registered Investment Advisor and Do Your Own Homework Before Investing

Be Vigilant! Invest through a SEBI registered Intermediary

Investors are advised to stay away from fraudulent schemes/Apps promising unrealistic returns.

Beware of impersonators !!

For more information on NSDL Depository Participants registered with SEBI, visit https://nsdl.co.in/direct_search.php on NSDL website.

For SEBI registered Intermediaries, visit [SEBI | Recognised Intermediaries](#) on SEBI website.



SEBI Complaints Redressal System - SCORES 2.0



The graphic features the SEBI logo at the top left and the NSDL logo at the top right. The central text reads 'SCORES 2.0' in large red letters, followed by 'Your One Stop solution' and 'SEBI Complaints Redressal System'. A hand is shown holding a smartphone displaying the SCORES app interface. At the bottom left, a section titled 'HOW SCORES WORKS' lists five steps: 1. Register on SCORES, 2. Lodge Complaint, 3. Track Status, 4. Seek Review, and 5. Provide Feedback.

SCORES 2.0
Your One Stop solution
SEBI Complaints Redressal System

HOW SCORES WORKS

1. Register on SCORES
2. Lodge Complaint
3. Track Status
4. Seek Review
5. Provide Feedback

For more information, visit <https://scores.sebi.gov.in/scores-home>

Dharohar – Milestones in the Indian Securities Market

Explore the evolution of
Indian Securities Market



Website: <https://mism.org/>

Get ready to explore the transformation of India's securities market!

SEBI's 'Dharohar' platform offers a unique glimpse into the market's growth over the years.

For more information, visit <https://mism.org/>



dharohar

Milestones in the Indian Securities Market

An Initiative By



Launched by SEBI on the occasion of 76th Republic Day, January 26, 2025

Be a Prudent Investor



Secure your investments and protect your peace of mind by choosing only

SEBI REGISTERED INTERMEDIARIES



SEBI भारतीय प्रतिष्ठान और विनिवेश बोर्ड
Securities and Exchange Board of India


UNLOCK THE WEALTH OF KNOWLEDGE WITH Soothi 2.0 App

- User-friendly interface with comprehensive tools aimed at simplifying complex financial concepts
- Resources and Educational Videos designed to increase investor awareness
- Unbiased, Objective and Trusted Source of Investment Awareness
- Reliable and essential insights into the securities market
- Vital for young investors, who are at the beginning of their financial journey
- Access a range of Financial Tools and Calculators
- Do your Financial Health Check up

Empower yourself in the world of **Investing**

Download Our App Now!

QR Code



SEBI भारतीय प्रतिष्ठान और विनिवेश बोर्ड
Securities and Exchange Board of India

NSDL
National Securities Depository Limited

SCORES 2.0
Your One Stop solution
SEBI Complaints Redressal System

HOW SCORES WORKS

1. Register on SCORES
2. Lodge Complaint
3. Track Status
4. Seek Review
5. Provide Feedback

Nominate your loved ones Today !!

Opting-in or opting-out of nomination is mandatory in your Demat account.



SCAN TO NOMINATE ONLINE

*Applicable to single demat account holders (resident individuals) who have not opted in or opted out of nomination in their demat account.



ATTENTION

Stay vigilant and protect yourself from potential scams on social media, particularly involving any payment requests or subscriptions.

Conduct extensive research and exercise due diligence to protect your money



In case of receiving suspected fraud communication, report to Chakshu Platform of Department of Telecommunications

<https://sancharsaathi.gov.in/sfc/Home/sfc-complaint.jsp>



In case of receiving spam or UCC, Make DND complaint at respective TSP's app/website

TRA I DND APP, OR CALL/SMS TO 1909



In case fraud has already happened, report the same to Cyber Crime

Helpline 1930

Website www.cybercrime.gov.in



Online Closure of Demat Account

If your DP is offering you an online account opening facility, you also have the facility to close your account online.

SEBI Launches Free Online Investor Certification Examination

Enhance your investment knowledge and test your skills with this voluntary certification program



भारतीय प्रतिभूति और विनियम बोर्ड
Securities and Exchange Board of India



NISM National Institute of
Securities Markets
A Capacity Building Initiative of SEBI

TEST YOUR KNOWLEDGE WITH

SEBI-Investor Certification Exam

The registration process is easy just use your Aadhaar and OTP. Don't miss this opportunity to test your financial skills and stay ahead

Free



Certificate

Think you know the basics of securities market?



Test your knowledge of securities Markets and investment.



Test your knowledge about investment process and associated risks



Test your attitude and behaviour towards Investment

+91 8080806476 certification@nism.ac.in

FREE ONLINE CERTIFICATION EXAM

- To test your Knowledge about securities market

Free Study Material No Exam Fee

SCAN FOR REGISTRATION
<https://sice.nism.ac.in/>



Test your Knowledge with

SEBI- Investor Certification Examination



<https://sice.nism.ac.in/>



भारतीय प्रतिभूति और विनियम बोर्ड
Securities and Exchange Board of India

+91 8080806476 certification@nism.ac.in

For more information, visit

SEBI Investor Website (<https://investor.sebi.gov.in/>)
NISM website (<https://www.nism.ac.in/sebi-investor-certification-examination/>).

SEBI Investor Website



हर निवेशक की ताकत
Har Investor Ki Taaqat

<https://investor.sebi.gov.in>

UNLOCK THE **WEALTH** OF **KNOWLEDGE**
AT THE SEBI INVESTOR WEBSITE
Empower yourself in the world of investing

 Dive into Money Matters to grasp Personal Finance concepts.

 Educational Resources, related to investments, including securities market

 Access a range of Financial Tools and Calculators.

 Evaluate your Financial Health with the easy check.

Join on a journey of informed decision-making and confident participation in the securities market.







Learn to Manage Your Money for Financial well-being.

For more information related to investments in securities market, please visit SEBI Investor Website <https://investor.sebi.gov.in>

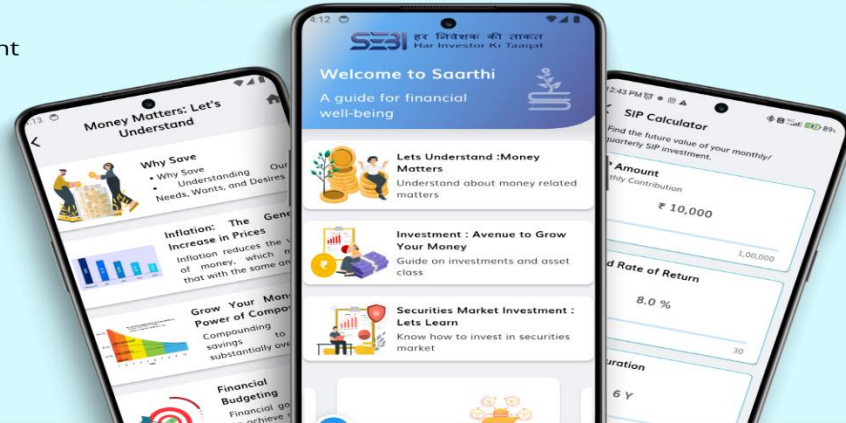
SEBI Saaṛthi 2.0 Mobile App



UNLOCK THE **WEALTH** OF **KNOWLEDGE** WITH **Saaṛthi App**

-  User-friendly interface with comprehensive tools aimed at simplifying complex financial concepts.
-  Resources and Educational Videos designed to increase investor awareness.
-  Unbiased, Objective and Trusted Source of Investment Awareness
-  Reliable and essential insights into the securities market.
-  Vital for young investors, who are at the beginning of their financial journey
-  Access a range of Financial Tools and Calculators,
-  Do your Financial Health Check-up,

Empower yourself in the world of investing



For more information related to investments in securities market, please visit SEBI Investor Website <https://investor.sebi.gov.in/> and SEBI Saaṛthi Mobile App

NSDL Newsletter for Investors

The Financial Kaleidoscope – Free monthly newsletter



The Financial
Kaleid scope
Defining the different shapes of investment

**March
2025**

**Women and
Financial Planning:
Taking Charge of Your
Financial Future**



www.nsdl.co.in



Education



**Newsletter – The
Financial Kaleidoscope**

If You are holding Securities in Paper form

1. Provide PAN, KYC information and Nomination to RTA / Company for all joint holders.
2. Get PAN and Aadhaar linked for all joint holders.
3. Folio may be frozen if not complied.
4. Electronic interface provided by company / RTA for various service requests like issuance of duplicate shares, transmission, change in name etc.
5. SEBI has prescribed 'Simplified and Standard Norms' for processing of various service requests [Form ISR – 1 and other forms available on website of listed company / RTA].

Lodge complaints for Unsolicited Communication and fraudulent activities using telecom resources

In case of Unsolicited Communication and fraudulent activities using telecom resources, you can lodge complaints as follows:

- a) In case of receiving spam or commercial communication make “DND” complaint at respective Telecom Service Provider’s App/Website, TRAI DND App, or Call/SMS to 1909
- b) In case of receiving suspected fraud communication, report the same to “Chakshu Platform” of DoT (<https://sancharsaathi.gov.in/sfc/Home/sfc-complaint.jsp>)
- c) In case fraud has already happened Report the same to Cyber Crime helpline number 1930 or website (<https://www.cybercrime.gov.in>)

Grievances Redressal

1. Read Investor Charter at www.nsdl.co.in → Education
2. Lodge your complaint with SEBI at <https://scores.sebi.gov.in/> or SEBI Saaṛthi Mobile App.
3. For filing dispute for resolution by conciliation and arbitration, visit SEBI's Securities Market Approach for Resolution Through ODR (SMART ODR) Portal <https://smartodr.in/login>
4. SEBI Toll free helpline - 18002667575 / 1800227575
5. NSDL helpline - 022-48867000
6. Online submission of Grievances at www.nsdl.co.in → Query related to Demat
7. NSDL email for grievance - relations@nsdl.com
8. NSDL email for other information - info@nsdl.com





Be alert.

Never click on unknown links... you may risk exposing your bank account to frauds.



Beware of unknown links:

- Delete SMS/emails with unknown links immediately
- Verify details of website if it requests financial details
- Do not share personal or bank information on social media



For more details, visit <https://rbikehtahai.rbi.org.in/dp>



Issued in public interest by
भारतीय रिज़र्व बैंक
RESERVE BANK OF INDIA
www.rbi.org.in

DigiSaathi, 24/7 helpline for automated responses on information related to digital payment options
Toll-Free Number: 1800-891-3333; A Short Code: 14431; Website: www.digisaathi.info



Be cautious

while scanning QR codes to make payments.

Be alert of online loan apps and quick-win lottery schemes

Beware of links offering:

Unauthorised Digital Lending Apps
Fake Lottery Schemes



- While making payments using QR code confirm the name on the screen
- Never download Lending Apps from unknown sources
- Do not share personal or bank information with unknown entities

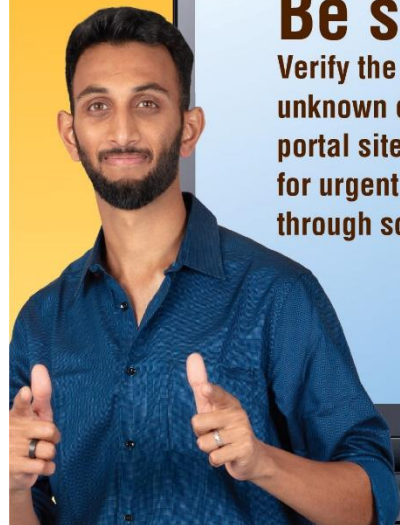


For more details, visit <https://rbikehtahai.rbi.org.in/dp>



Issued in public interest by
भारतीय रिज़र्व बैंक
RESERVE BANK OF INDIA
www.rbi.org.in

DigiSaathi, 24/7 helpline for automated responses on information related to digital payment options
Toll-Free Number: 1800-891-3333; A Short Code: 14431; Website: www.digisaathi.info



Be smart.

Verify the credentials of unknown callers, investment portal sites and requests for urgent help for money through social media.

Prasidh Krishna
Indian Cricketer, RBI Employee



Beware of fraudsters:

- Do not answer calls/emails from unknown persons demanding money
- Check details of websites/Apps offering high returns
- Verify requests for urgent help for money



For more details, visit <https://rbikehtahai.rbi.org.in/dp>



Issued in public interest by
भारतीय रिज़र्व बैंक
RESERVE BANK OF INDIA
www.rbi.org.in

DigiSaathi, 24/7 helpline for automated responses on information related to digital payment options
Toll-Free Number: 1800-891-3333; A Short Code: 14431; Website: www.digisaathi.info

Margin and Margin Trading


What is Margin?

1. Margin is the amount and / or security an investor must pay to his / her stock broker before executing a trade.
2. Margin requirements are prescribed by SEBI and enforced by the stock exchanges.
3. Margin requirements do vary for different kinds of securities and investor category.
4. In other words, margin refers to extent of leverage that a broker can offer to client while undertaking a trade in securities.



What is Margin Trading?

1. It is a facility provided by stock broker to clients whereby an client can buy or sell securities without paying 100% amount upfront towards purchase consideration or 100% shares that are sold.
2. The part paid by the investor is called 'Margin' and the portion that is not paid is the leverage given to client by the broker.
3. Investor can pay the margin in form of cash payment or by depositing securities. Securities provided as margin are also known as 'Collateral'.



What is the Purpose behind Margin Requirements?

1. Margin requirements help investors to buy securities of their choice without paying the full amount of money beforehand.
2. Margin Trading helps in increasing trade volumes.
3. By enforcing margin requirements, exchange controls the trading activity in the market.
4. Margin requirements are used by exchanges to manage settlement risks.

Types of Margins for Cash Segment

1. Value at Risk (VaR) Margin or Initial Margin

- It is intended to cover the largest loss that can be encountered on 99% of the days. For liquid stocks, the margin covers one-day losses while for illiquid stocks, it covers three-day losses to allow the exchange to liquidate the position over three days.

2. Extreme Loss Margin (ELM) Margin

- It is a second line of defence to cover extended losses that go beyond 99% risk which is covered under the VaR margin.

3. Mark to Market (MTM) Margin

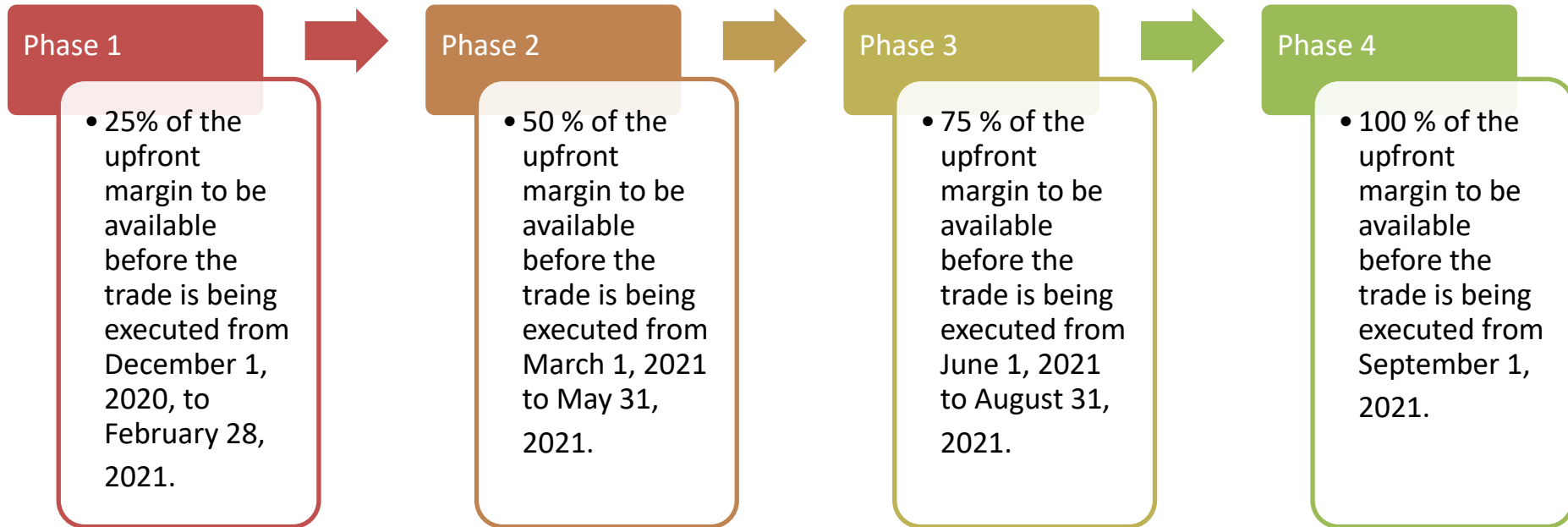
- MTM is calculated on all open positions of an investor on any trading day as difference between transaction price and the closing price of the share. If the closing price is less than the transaction price, then the notional loss needs to be paid to the exchange.

4. Peak Margin

What is Peak Margin?

1. Peak Margin is the minimum margin that must be collected by brokers from their clients in advance of placing any intraday / delivery order in the Cash and Derivatives segments.
2. Clearing corporations take atleast four random snapshots of all margin status during the trading session.
3. Brokers gets margin calls from clearing corporation as per their aggregate trading volumes etc. They need to fulfil their margin obligations and report to clearing corporation.
4. The highest margin requirement that emerges from the different snapshots would become the 'Peak Margin' for the day.
5. Penalty may be imposed by Clearing Corporation on broker if peak margin requirement is more than the available margin.


Implementation of Peak Margin



How to Calculate Margin?

1. Stock exchanges provide online margin calculation tools on their website.
2. Most brokers also enable clients to know the margin requirement before undertaking the trade through their website and mobile apps.
3. Certain margins are dynamic and changes depending upon the market movements.
4. SEBI has prescribed norms for various kinds of margins.
5. Margin applicable to brokers are collected from brokers by clearing corporations.
6. Brokers are required to collect margins from their clients. They can prescribe stricter norms for certain clients.

How to Calculate Margin? Example



About Us | Investor Relations | Media | Circulars | Holidays | Regulations | Contact Us

Search NSE


Equity

Nifty50 14,631.10
-263.80 -1.77%

Normal Market has closed Apr 30, 2021


(All prices in ₹)

[Home](#) > [Live Market](#) > [Tools](#) > [Margin Calculator](#)




About Margin Calculator

The Equity Margin Calculator, allows you to input your Equity stocks position and understand your margin requirement.



How to Use

Input single record at a time.
To add additional rows, click on the "Add" button. To delete the row select the checkbox and click on "Delete" button.
Margin computation is based on the latest risk parameter



Daily margin in equity segment comprise of the sum of VaR margin, Extreme Loss Margin

☐ Details

Equity Margin Calculator

Symbol	Series	Quantity	Price	Position	Delete
<input type="text"/>	Select ▼	<input type="text"/>	<input type="text"/>	Select ▼	<input type="checkbox"/>

What is Daily Margin Statement?

1. All stockbrokers are required to send a daily margin statement to their clients.
2. This statement provides details of various margin applicable to trades undertaken by client through that broker.
3. It includes -
 - i. Client code and name, Trade day (T)
 - ii. Total margin deposit placed by the client up to day T-1 (with break-up in terms of cash, Fix Deposit Receipt, Bank Guarantee and securities)
 - iii. Margin utilized up to the end of day T-1
 - iv. Margin deposit placed by the client on day T (with break-up in terms of cash, Fix Deposit Receipt, Bank Guarantee and securities).
 - v. Margin adjustments for day T
 - vi. Margin status (balance with the Broker / due from the client) at the end of day T

How to Read Margin Statement?

Format – Daily Margin Statement to be issued to clients

Client Code:

Client Name:

Exchange:

Seg	Trade day	Margins available till T day					Margin/MTM required by Exchange/CC end of T & T+1 day respectively			Excess / Shortfall w.r.t. Requirement by Exchange / CC	Additional Margin required by member as per RMS	Margin Status (Balance with Member / Due from client)
		Funds	Value of Securities (after haircut)	Bank Guarantees / FDR	Any other approved form of Margins*	Total Margins Available (E)	Total upfront Margin	MTM	Total Requirement			
		A	B	C	D	$E = (A+B+C+D)$	F	G	$H = (F+G)$	$I = E-H$	J	$K = (I-J)$

*approved form as may be specified by the Exchange/CC from time to time

Notes:

1. Daily Margin Statement to be issued on T day itself
2. Daily Margin statement to mention the name, email id, telephone number and address of compliance officer
3. Detailed exhibits for the margin collected to be provided to the clients. In case of securities (scrip name, qty, value) Bank Guarantee (BG no, amount, expiry date) and FDR's (FDR No., Amount and Maturity date)

How to fulfil Margin Requirement?

1. Once you know your margin obligation, you should fulfil it at the earliest to avoid penal interest.
2. If a client does not pay the margin obligation and broker is penalised by clearing corporation due to this, then the broker may pass on the actual penalty to the client.
3. Margin in form of cash can be paid by depositing amount in designated bank account of broker.
4. Margin in form of securities must be paid by creating a 'Margin Pledge' in favour of the broker.

How to fulfil Margin Requirement?

1. Free and unencumbered Balances (funds and securities) available with the Broker in different segments of the Exchange.
2. Bank guarantee issued by any approved bank and discharged in favor of the Broker.
3. Fixed deposit receipts issued by any approved bank and lien marked in favor of the Broker.
4. Margin Pledge of eligible Securities in dematerialized form with appropriate hair cut.
5. Units of liquid mutual funds in dematerialized form, Government securities and Treasury bills in electronic form with appropriate hair cut.
6. Securities given as margin which are sold in the cash market and the securities are in the pool account of the Trading Broker but are not given as early pay-in, benefit of margin be given to the client till T+1 day from the sale of securities without any hair cut.

How to fulfil Margin Requirement?

7. Free and Unencumbered funds / securities in the demat or bank account of the client for which the client has given POA in favor of the broker may be considered as fulfilment of margin requirements by client if broker or its associate company is a DP.
8. Securities received in pay out shall be considered only after it is actually received from the clearing corporation.
9. Early pay- in received from clients may be considered while calculating the ledger balance for the purpose of reporting of margins till T+1.

Margin Requirement for Buy Today, Sell Tomorrow

In case client buys a share on T day with upfront payment of applicable margin and if client sells the same shares on T+1 day, then

1. Client needs to pay separate margin for sale trades also, as Buy and Sell trades are executed in different settlements.
2. Broker may choose to pay for the buy position of client (buy value – margin paid by the client) and collect the payout of shares on T+2 day in Client Unpaid Securities Account (CUSA).
3. Broker may deliver the shares from CUSA on T+3 day towards pay-in for sale trade on T+1 day.
4. Broker may also choose to post the buy and sale value of shares to client's account upon execution of sale transaction, which could be used towards margin for subsequent trades of the client.
5. Securities received in pay out and available in CUSA account (reduced by the minimum 20% haircut) after adjusting any debit balances in client ledger shall be considered for collection and reporting of margin.

What is Margin Pledge?



1. W.e.f. August 1, 2020, collaterals in form of securities can be accepted by stock brokers in form of margin pledge created on the securities held in client's demat account.
2. Instruction to create margin pledge on securities can be given by client or by the person holding the Power of Attorney, in physical form or electronically through SPEED-e.
3. Such margin pledge can be created in favour of a specially designated demat account of the stock broker (opened as TM – Client Securities Margin Pledge Account or TM / CM – Client Securities Margin Pledge Account).

How to Submit Margin Pledge Instruction?

There are three ways to submit Margin Pledge Instruction –

1. You may fill up, sign and submit Form 43 – Margin Pledge Form in paper form to your DP.
2. You may submit Margin Pledge Instruction electronically using NSDL SPEED-e platform, if you are a registered user (password user or e-token user).
 - ✓ If you wish to register for SPEED-e, visit www.eservices.nsdl.com and click on 'New user registration' and then select SPEED-e.
 - Once created, margin pledge instruction will wait for pledgor's confirmation to become effective. If Pledgor has opted for automatic confirmation of pledge instruction, then margin pledge instruction created as above will become effective immediately.
 - **Take care to**
 - ✓ Create Margin Pledge for securities which are approved by your stock broker for margin purpose.
 - ✓ Create Margin Pledge for quantity according to value of the security and haircut applicable.

How to Submit Margin Pledge Instruction?

3. Your stock broker (Trading Broker) may initiate Margin Pledge instruction on your behalf if you have given a Power of Attorney (POA) in his favour.

- In this case, you will need to confirm the Margin Pledge instruction using OTP received on your registered mobile number or registered email ID.

Or

- you can login to SPEED-e and confirm the instruction available.

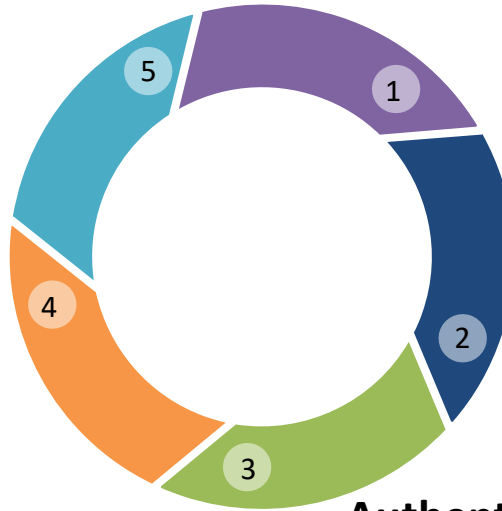
Margin Pledge Confirmation

Confirm Pledge

Verify the information displayed and if satisfied, confirm the instruction to create pledge with the OTP received.

Receive OTP

After successful PAN authentication, One Time Password (OTP) will be sent to client through SMS and email.



Receive Confirmation Link

On receipt of margin pledge instruction, NSDL shall send a link to 'Confirm Margin Pledge Transaction' through SMS and email to Client.

Click the Link

Client needs to Click the link received – which will lead to a NSDL web page.

Authenticate With PAN

Client should authenticate the instruction with PAN.

Be a Prudent Investor



Demat Ki Paathshala - An initiative by NSDL for Investor Education

Follow us on





THANK YOU

We welcome your feedback and suggestions about this program at www.nsdل.co.in /
info@nsdl.com