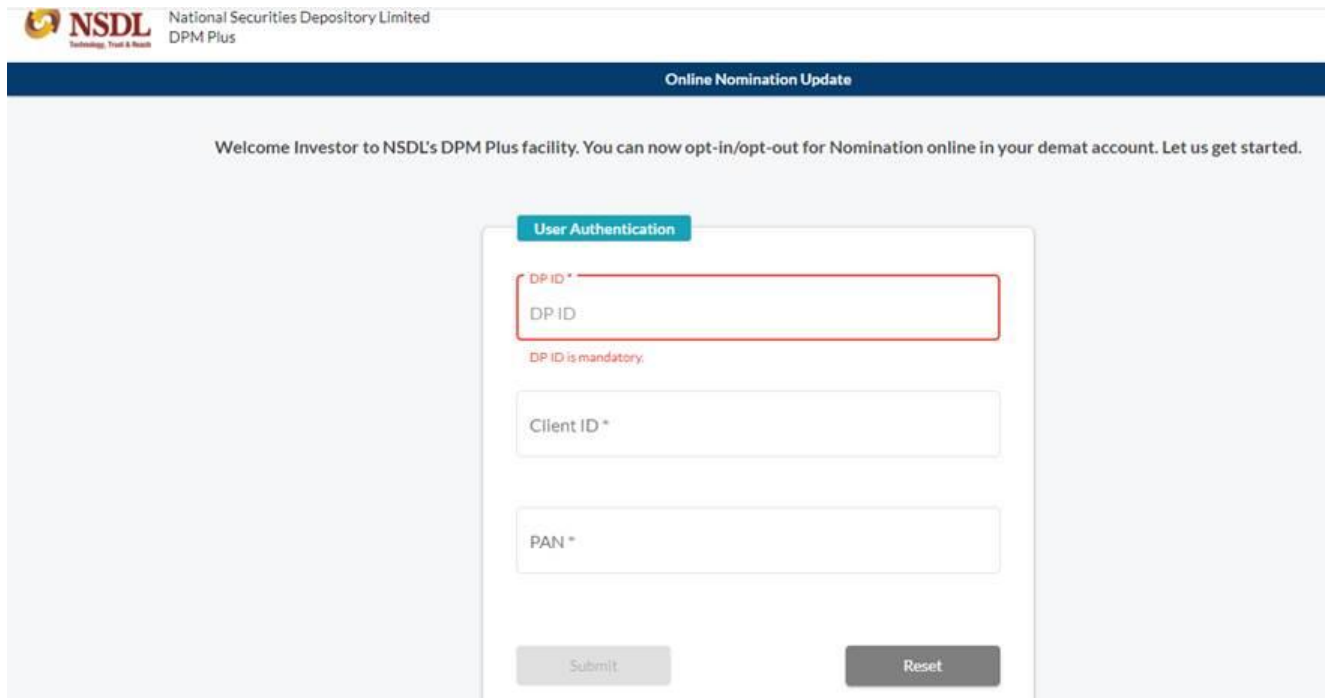


# **User Guide for Clients**

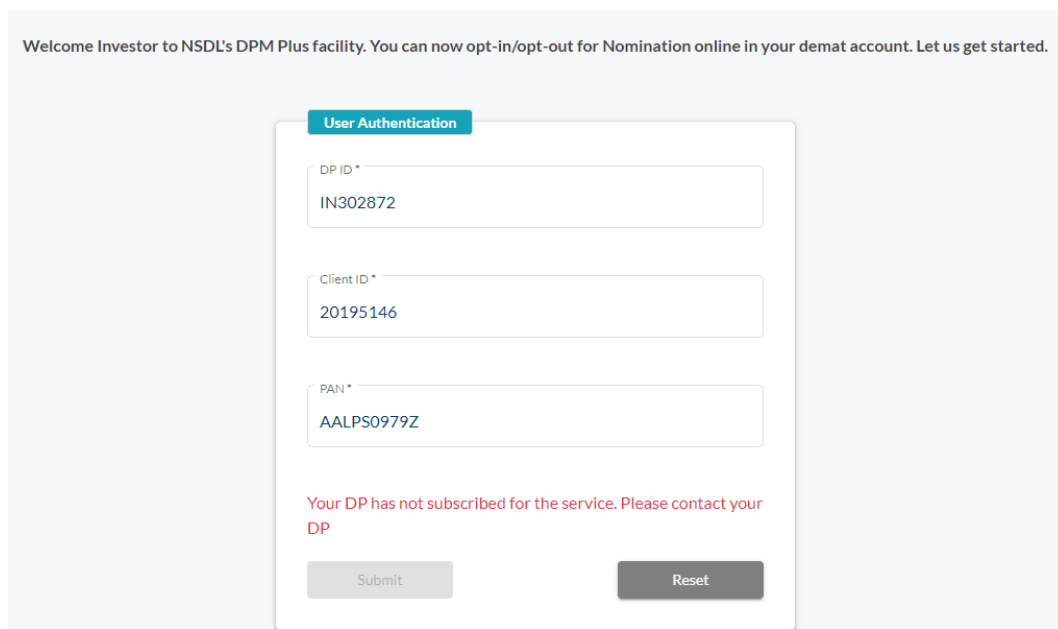
## **Online Updation of Nomination**

1. Client will click on the URL (<http://nsdl.co.in/dpmpplus.php>), On clicking the specified URL, Client will be re-directed to main page for commencing the User journey for opt-in/opt-out of nomination online:



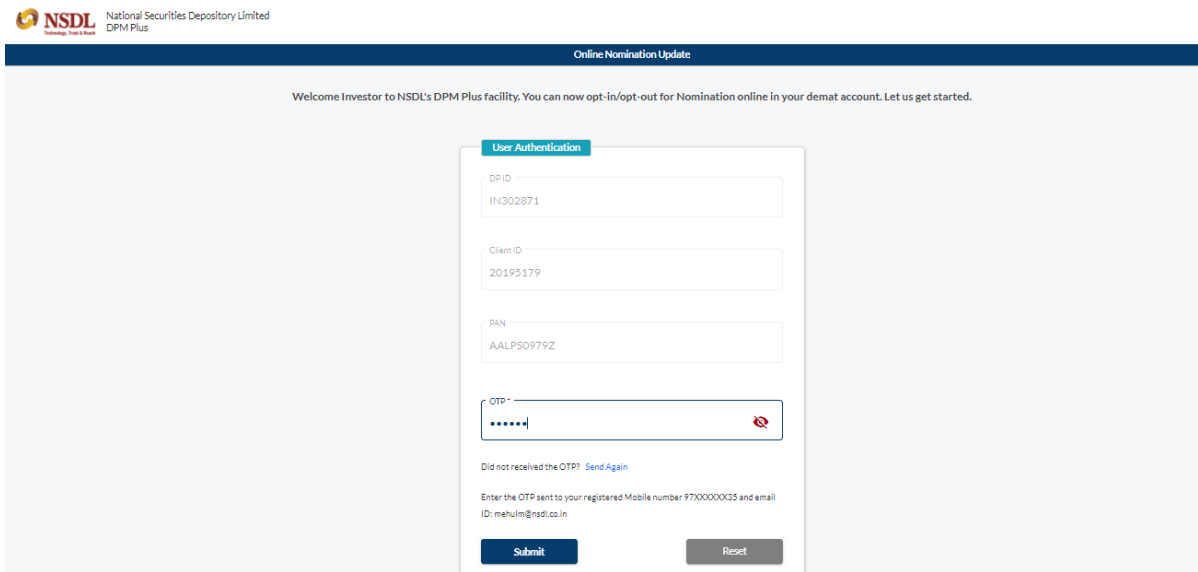
The screenshot shows the NSDL DPM Plus Online Nomination Update page. At the top, there is a header with the NSDL logo and the text "National Securities Depository Limited DPM Plus". Below the header, a dark blue bar contains the text "Online Nomination Update". The main content area features a welcome message: "Welcome Investor to NSDL's DPM Plus facility. You can now opt-in/opt-out for Nomination online in your demat account. Let us get started." Below this message is a "User Authentication" form. The form has three input fields: "DP ID \*" (with a red border and a red error message "DP ID is mandatory."), "Client ID \*", and "PAN \*". At the bottom of the form are "Submit" and "Reset" buttons.

2. Participant will be required to subscribe for the facility. In case Participant has not subscribed for the facility, the below message will displayed to the Client.



The screenshot shows the NSDL DPM Plus Online Nomination Update page with the "User Authentication" form filled out. The "DP ID \*" field contains "IN302872", the "Client ID \*" field contains "20195146", and the "PAN \*" field contains "AALPS0979Z". Below the form, a red error message reads: "Your DP has not subscribed for the service. Please contact your DP". The "Submit" and "Reset" buttons are visible at the bottom of the form.

3. Client will be required to enter the DP ID + Client ID + PAN and OTP. The OTP will be sent at the registered mobile and email address of the Client.



**NSDL** National Securities Depository Limited  
DPM Plus

Online Nomination Update

Welcome Investor to NSDL's DPM Plus facility. You can now opt-in/opt-out for Nomination online in your demat account. Let us get started.

**User Authentication**

DP ID  
IN302871

Client ID  
20195179

PAN  
AALPS0979Z

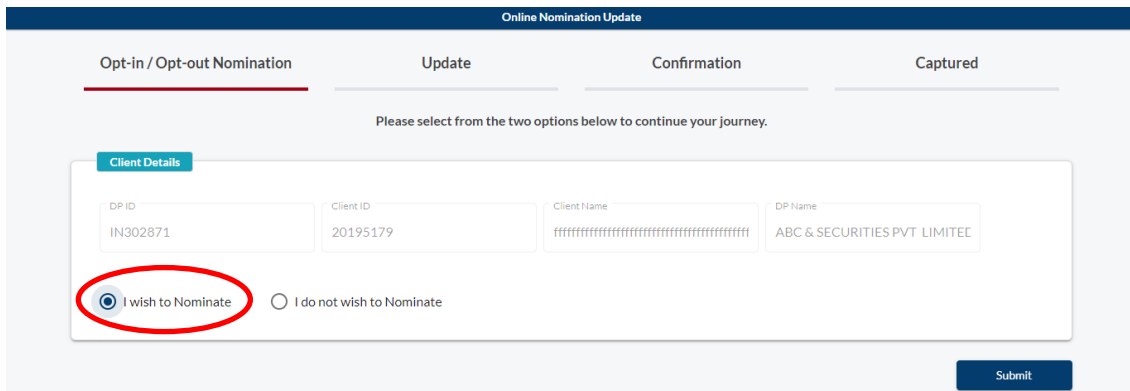
OTP  
.....

Did not received the OTP? [Send Again](#)

Enter the OTP sent to your registered Mobile number 9700000035 and email ID: mehulm@nsdl.co.in

**Submit** **Reset**

4. Post successful authentication, Client will submit the choice of selection i.e., Opt-in for nomination by clicking on 'I wish to Nominate' or opt-out of the nomination by clicking on 'Opt-out' of nomination.



Online Nomination Update

Opt-in / Opt-out Nomination      Update      Confirmation      Captured

Please select from the two options below to continue your journey.

**Client Details**

DP ID: IN302871      Client ID: 20195179      Client Name: ffffffffffffffffffffffffffffffffff      DP Name: ABC & SECURITIES PVT LIMITED

I wish to Nominate       I do not wish to Nominate

**Submit**

5. In case the Client clicks on 'I wish to nominate', Client will have the choice to nominate up to three nominees (minor / major as the case may be) in the demat account. Client will be required to enter the details of the nominee(s) and then click on Save & Next, as exhibited below:

**Online Nomination Update**

Opt-in / Opt-out Nomination      Update      Confirmation      Captured


I wish to make a nomination and do hereby nominate the following person(s) who shall receive all the assets held in my account in the event of my death.

**First Nominee Details**

Is Nominee a Minor?  
 No    Yes

Name of 1st Nominee *	Relationship with 1st Nominee ▾	Address Line 1 *	Address Line 2
<small>Name of 1st Nominee is mandatory.</small>	<small>Relationship with 1st Nominee is mandatory.</small>	<small>Address Line 1 of 1st Nominee is mandatory.</small>	
Address Line 3	Address Line 4	State of 1st Nominee ▾	Country of 1st Nominee ▾
		<small>State of 1st Nominee is mandatory.</small>	India ▾

6. Client will be then re-directed to the page of eSign Service Provider to confirm and verify the nomination details by an OTP authentication. Additionally, Client can also click and open the nomination document to verify it.

 **NSDL**  
Technology, Trust & Reach      **eSign application**

---

Hi, SURESH KUMAR SURANA, you have been redirected by NSDL to do eSign on the following document. You are requested to verify the document before proceeding for eSign.

[Click here to View Document](#)

I hereby agree for eSign   [Read more...](#)

Enter OTP:    [resend otp](#)

**PROCEED**   **CANCEL**

Copyright 2020 NdmI eSign application. All Rights Reserved

7. On successful submission of OTP at eSign Service Provider's page, Client will be then re-directed to Protean eGov (formerly known as NSDL eGov) for Aadhaar eSign:

NSDL Electronic Signature Service

<b>ASP Name</b>	NSDL Database Management Limited
<b>Transaction ID</b>	500040711811202145955129
<b>Date &amp; Time</b>	2021-11-18T15:04:21

I hereby authorize NSDL e-Governance Infrastructure Limited (NSDL e-Gov) to -

- Use my Aadhaar / Virtual ID details (as applicable) for the purpose of e-signing of documents for opening of demat/trading/NF subscription account/s, transfer of securities and closure of demat account held with Depository Participant of NSDL etc with SEBI registered intermediaries & Mutual Fund distributors associated for/with NSDL Database Management Limited and authenticate my identity through the Aadhaar Authentication system (Aadhaar based e-KYC services of UIDAI) in accordance with the provisions of the Aadhaar (Targeted Delivery of Financial and other Subsidies, Benefits and Services) Act, 2016 and the allied rules and regulations notified thereunder and for no other purpose.
- Authenticate my Aadhaar / Virtual ID through OTP or Biometric for authenticating my identity through the Aadhaar Authentication system for obtaining my e-KYC through Aadhaar based e-KYC services of UIDAI and use my Photo and Demographic details (Name, Gender, Date of Birth and Address) for the purpose of e-signing of documents for opening of demat/trading/NF subscription account/s, transfer of securities and closure of demat account held with Depository Participant of NSDL etc with SEBI registered intermediaries & Mutual Fund distributors associated for/with NSDL Database Management Limited.
- I understand that Security and confidentiality of personal identity data provided, for the purpose of Aadhaar based authentication is ensured by NSDL e-Gov and the data will be stored by NSDL e-Gov till such time as mentioned in guidelines from UIDAI from time to time.

**Success!** otp sent on registered mobile/email id.

[Click Here](#) to generate Virtual ID.  
[Download Instructions](#) to generate Virtual ID in lieu of Aadhaar.

©2019 NSDL E-Governance Infrastructure Pvt. Ltd. All rights reserved.

8. Upon completion of the Aadhaar e-Sign, Client will be re-directed to NSDL portal wherein Client will be required to submit an OTP (*send to the registered mobile number*) for completing the journey/process.

Consent Documents

I have read and agreed to opt-in/opt-out for Nomination in my demat account.

OTP Verification


Enter the OTP sent to your registered Mobile number 97XXXXXX35 and email ID: mehulm@nsdl.co.in (OTP valid for 2 minutes)

OTP \*

You can request otp again in: 2:02 Secs

Submit

9. On successful submission of OTP, a final confirmation will be displayed to the Client as below.



National Securities Depository Limited  
 DPM Plus

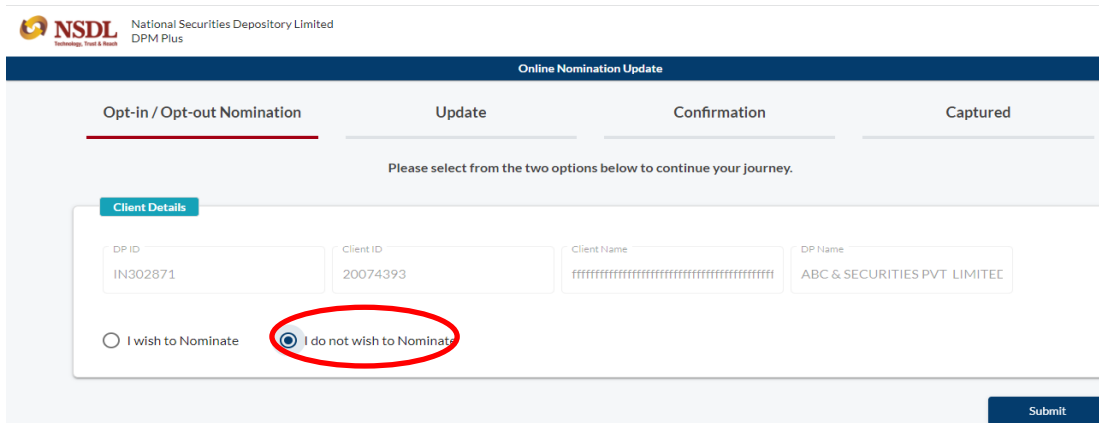
Online Nomination Update

Opt-in / Opt-out Nomination
Update
Confirmation
Captured

Dear ffffffff, Your request for opt-in/opt-out Nomination in your Demat Account DP ID IN302871 and Client ID 20075361 has been captured successfully and submitted to your DP. You will receive the update by SMS after your request has been processed by your DP.

Close

10. In case the Client wishes to opt-out from nomination, the Client has to select “I do not wish to Nominate” and follow the step mentioned in above point numbers 6, 7 & 8.



The screenshot shows the 'Online Nomination Update' interface. At the top, there are four tabs: 'Opt-in / Opt-out Nomination' (active), 'Update', 'Confirmation', and 'Captured'. Below the tabs, a message reads: 'Please select from the two options below to continue your journey.' The 'Client Details' section contains four input fields: 'DP ID' (IN302871), 'Client ID' (20074393), 'Client Name' (a long string of 'f' characters), and 'DP Name' (ABC & SECURITIES PVT LIMITEE). Below these fields are two radio button options: 'I wish to Nominate' and 'I do not wish to Nominate'. The 'I do not wish to Nominate' option is selected and circled in red. A 'Submit' button is located at the bottom right of the form.

11. Post approval / rejection of the request by the Participant of the Client, as the case may be, NSDL will send sms to the Client informing the status of the request whether it is rejected or approved.

-----X-----